

# Tall Towers Jr Workshop

## About the Workshop:


Tall Towers Jr. is a hands-on workshop that helps children learn how to Follow directions, recognise shapes and patterns, and develop Fine motor skills.

During the workshop, pupils build LEGO® towers of various shapes, colours, and patterns - a Fun, hands-on way to introduce young learners to classroom instruction.

## Education Objectives:

The objective of this workshop is to give your group the opportunity to:

- Learn by playing in a Fun, colourFul setting
- Engage young children with unique, exciting activities
- Increase development of Fine motor skills, pattern recognition and replication, and listening skills



LEGO, LEGOLAND and the LEGO logo are trademarks of The LEGO Group. © 2010 The LEGO Group.

# Tall Towers Jr Workshop



## Key Concepts

This information is intended to give you a quick overview of the major concepts covered in the Tall Towers Jr. Workshop and give you ideas for activities prior to your visit to the LEGOLAND® Discovery Centre.


## Colour and Pattern Identification

Pupils in Tall Towers will be asked to create LEGO® towers of various colours and patterns.

The classroom will test their listening skills, their ability to cooperate with others, and their patience.

## Some suggestions for fun and engaging activities before your visit to help your class get the most out of the Tall Towers Jr Workshop:

- Play a game that requires students to copy directions and pay close attention, for example, "Simon Says"
- Group pupils into teams and get them to work towards a goal, such as putting together a puzzle, emphasising the importance of sharing
- Create buckets of LEGO DUPLO® of different colours and sizes and get pupils to work in groups sort these buckets by colour, size, etc.



LEGO, LEGOLAND and the LEGO logo are trademarks of The LEGO Group. © 2010 The LEGO Group.

# Tall Towers Jr Workshop

## After the Workshop:

### Build and Test

Use the Soft Brick and DUPLO® play areas to give pupils the opportunity to play and explore the colour world of LEGO® bricks while working on their fine motor skills

### MINILAND

Take pupils to MINILAND and get them to pick out buildings based on various characteristics, such as “Which buildings are black?” and “Which buildings have people on them?”

### Bob the Builder 4D Cinema show

Our 4D Bob the Builder Film teaches the importance of making plans, Following directions, and working together.


## Classroom activities after the visit:

### Playground Activity

Take students out to the playground and send them on a “scavenger hunt”.

Get them to find objects of various sizes and colours by asking them to find a “yellow object,” “an object that moves,” or “a shiny object” etc.

**Rainy day alternative:** Students can also perform similar identification and listening games in the gym or even in the classroom



LEGO, LEGOLAND and the LEGO logo are trademarks of The LEGO Group. © 2010 The LEGO Group.